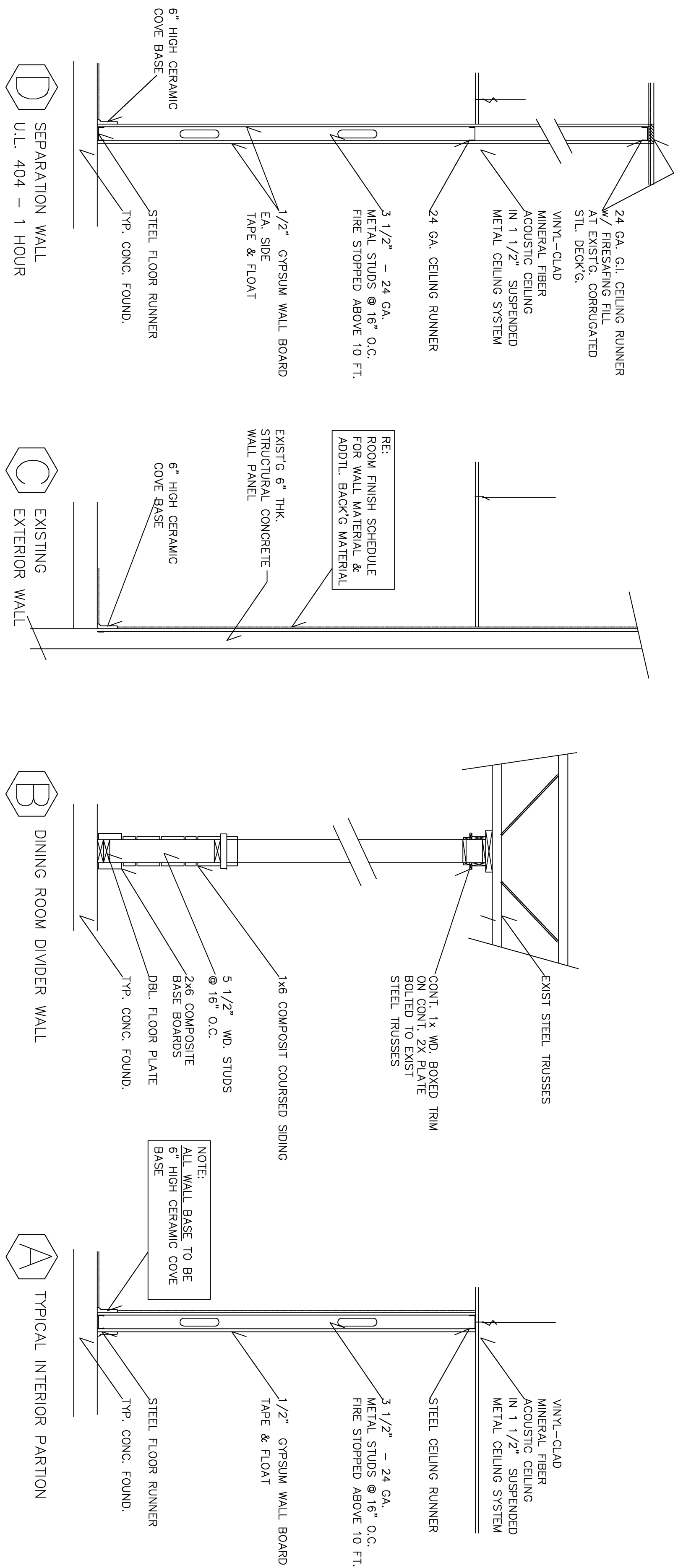


Demeris Barbecue

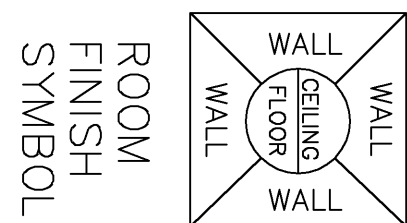
1702 West Loop North
Houston, Texas 77002



WALL SCHEDULE 2

ALL TOILET PARTITIONS ARE TO BE WILSONART LAMINATE COLOR "DOVE GRAY".

ROOM FINISH SCHEDULE 2



ROOM
FINISH
SYMBOL

WALLS:	W1: PAINTED SHEETROCK
W2:	PAINTED SHEETROCK w/COURSED COMPOSITE SIDING (MINIMUM CLASS C RATED) TO 42" (COLOR NO DARKER THAN WILSON ART) (LAMINATE COLOR DOVE GRAY)
W3:	6x6 CERAMIC TILE TO CEILING (COLOR BRIGHT WHITE) OVER WATER-RESISTANT GYPSUM BACKER BOARD.
W4:	1x6 COURSED COMPOSITE SIDING (CLASS C) TO 42" (SIDING COLOR NO DARKER THAN WILSON ART (LAMINATE COLOR: DOVE GRAY)
LS	LIGHT STONE VENEER (SEALED) (COLOR NO DARKER THAN WILSON ART LAMINATE COLOR: DOVE GRAY) OVER CEMENT BACKER BOARD
MW	INDICATES MILLWORK (PROVIDE STAIN SAMPLE FOR OWNER APPROVAL).
SS	BRUSHED SMOOTH STUNS, STEEL PANELS (SUBMIT SAMPLE FOR OWNER APPROVAL).
BASE:	ALL WALL BASE TO BE 1"x6" CERAMIC BASE, GROUT TO TILE, CAULK TO SEALED/STAINED CONCRETE FLOORS.
FLOORS:	F1: STAINED CONCRETE w/ SEALER
F2:	12x12 NON-SKID CERAMIC TILE (COLOR: WHITE).
CEILINGS:	C1: REFER TO 1A2.1 - REFLECTED
C2:	REFER TO 1A2.1 - 2X4 CEILING TILE
COUNTERTOPS:	LIGHT COLORED SHALESTONE OR EQ. COLOR TBD. (NO DARKER THAN WILSON ART LAMT "DOVE GRAY" COLOR BY OWNER.
NOTE:	EXISTING STRUCTURE ABOVE TO BE SPRAY PAINTED MEDIUM GRAY WHERE EXPOSED TO VIEW. RE. 1A2.0

WET WALLS NOTE:

ALL RESTROOM WALLS, PREP. AREAS, FRONT & BACK LINE WALLS & SMOKER ROOM WALLS ARE FULL HEIGHT CERAMIC TILE. ALL FRONT & BACK LINE WALLS, STAGING AREA AND CASHIER AREA WALLS TO BE BRUSHED STAINLESS STEEL. ALL UNDER BAR WALLS TO BE F.R.P. CLAD. INSTALLED w/ ALL PANEL ACCESSORIES/CLIPS.

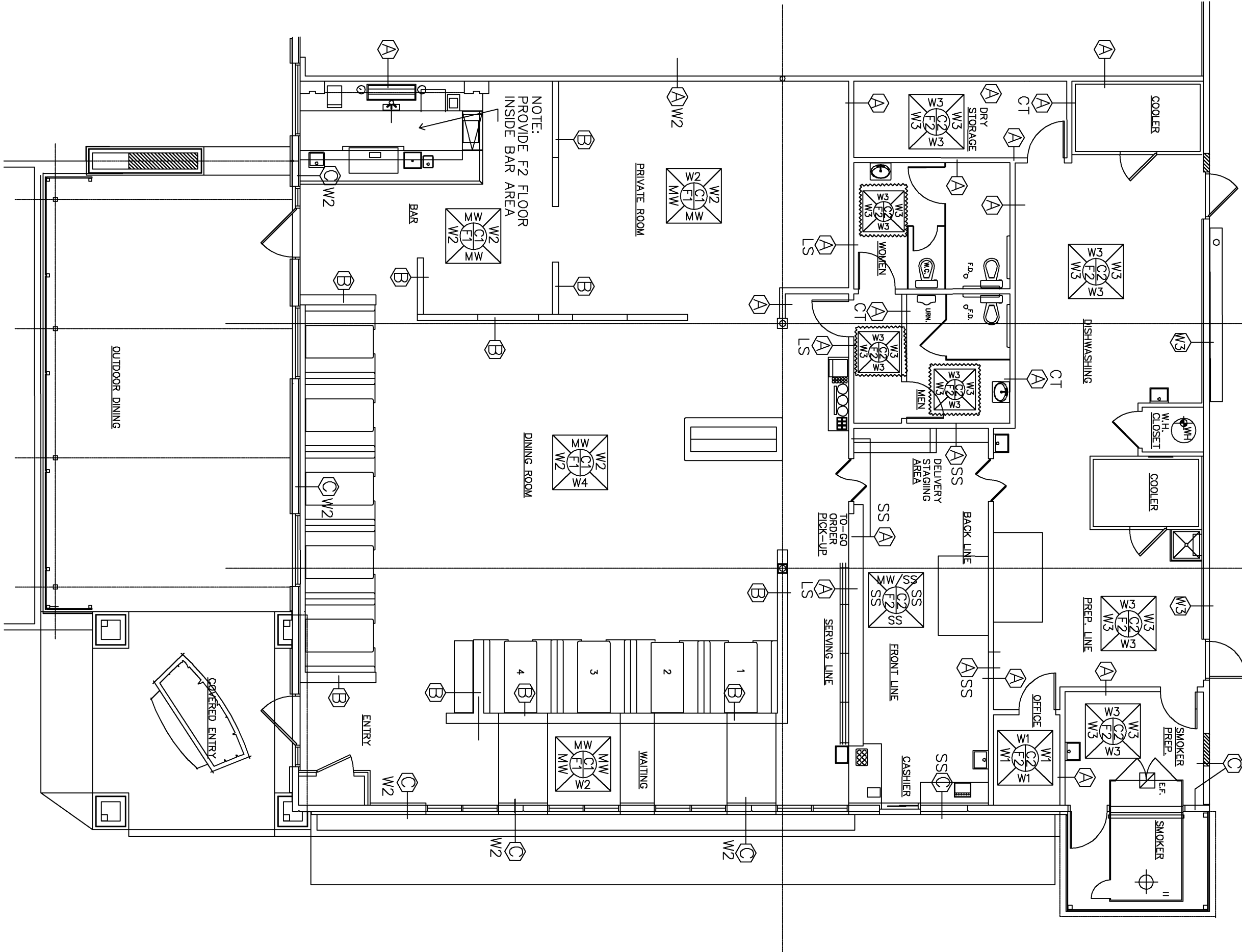
COOLER NOTE:

SURFACE PANEL BURNING CHARACTERISTICS OF INSULATING PANELS.

FLAME SPREAD @ 6"	SMOKE DENSITY @ 6"	ASTM METHOD	UL RATING
E 84	E 84	E 84	0
C 41	C 41	C 41	PASS

INTERIOR FINISHES NOTE:

FINISH REQUIREMENTS FOR A-2 OCCUPANCIES- FULLY SPRINKLED.	CLASSIFICATION:
AREA:	CLASS B
EXIT ENCLOSURES/PASSAGEWAYS	CLASS B
CORRIDORS	CLASS B
ROOMS AND ENCLOSED SPACES	CLASS C



ROOM FINISH PLAN

1/8" = 1'-0"

06.15.11.

A1.4

11.10.11.

FOR CONSTRUCTION

THESE DRAWINGS ARE THE PROPERTY OF ROBERT HOOVER, A.I.A. AND ARE NOT TO BE REPRODUCED OR USED IN ANY MANNER WITHOUT THE WRITTEN CONSENT OF ROBERT HOOVER, A.I.A. ALL RIGHTS RESERVED.